



# Live Resin Watermelon

Sample ID: 2505EXL2231.9698

Strain: Watermelon

Matrix: Ingestible

Type: Soft Chew

Sample Size: ; Batch:

Produced:

Collected: 05/19/2025

Received: 05/20/2025

Completed: 07/31/2025

Batch#:

Client

Between The Lines, LLC

Lic. #

350 Paularino Ave

Costa Mesa, CA 92626



## Summary

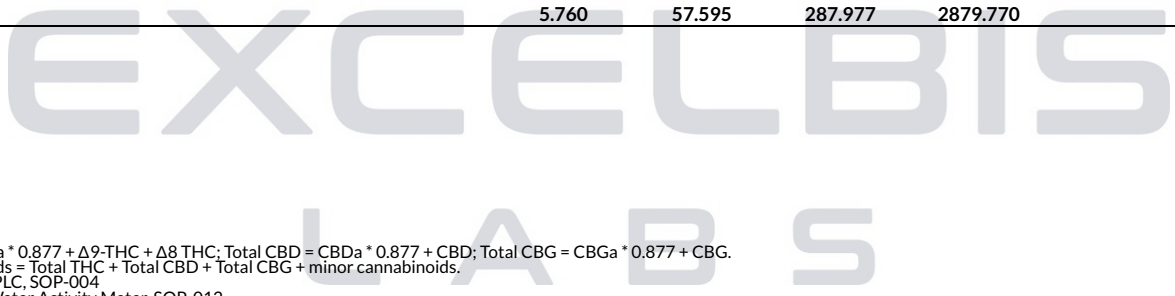
Test	Date Tested	Result
Batch		Pass
Cannabinoids		Complete
Foreign Matter	05/23/2025	Complete
Heavy Metals		Pass
Microbials		Pass
Mycotoxins		Pass
GCMS Pesticides		Pass
LCMS Pesticides		Pass
Residual Solvents		Pass
Water Activity		0.45 aw - Pass

## Cannabinoids

Complete

<b>ND</b>	<b>ND</b>	<b>287.977 mg/serving</b>
Total THC	Total CBD	Total Cannabinoids

Analyte	LOD	LOQ	Result	Result	Result	Result
	mg/g	mg/g	%	mg/g	mg/serving	mg/package
CBC	0.002	0.004	ND	ND	ND	ND
CBD	0.004	0.008	ND	ND	ND	ND
CBDa	0.003	0.008	ND	ND	ND	ND
CBG	0.004	0.008	0.1038	1.038	5.190	51.900
CBN	0.002	0.004	ND	ND	ND	ND
Δ8-THC	0.003	0.008	ND	ND	ND	ND
Δ9-THC	0.003	0.008	ND	ND	ND	ND
THCa	0.002	0.004	ND	ND	ND	ND
THCV	0.004	0.008	ND	ND	ND	ND
<b>Total THC</b>			<b>ND</b>	<b>ND</b>	<b>ND</b>	<b>ND</b>
<b>Total CBD</b>			<b>ND</b>	<b>ND</b>	<b>ND</b>	<b>ND</b>
<b>Total CBG</b>			<b>0.104</b>	<b>1.038</b>	<b>5.190</b>	<b>51.900</b>
<b>Total</b>			<b>5.760</b>	<b>57.595</b>	<b>287.977</b>	<b>2879.770</b>



Date Tested:

Total THC = THCa \* 0.877 + Δ9-THC + Δ8 THC; Total CBD = CBDa \* 0.877 + CBD; Total CBG = CBGa \* 0.877 + CBG.

Total Cannabinoids = Total THC + Total CBD + Total CBG + minor cannabinoids.

Cannabinoids: HPLC, SOP-004

Water Activity: Water Activity Meter, SOP-012

Moisture Content: Moisture Analyzer, SOP-011

Foreign Matter: Visual Inspection, SOP-001



*Dr. Jerry White PhD Bryan Zahakaylo*

Jerry White, PhD  
Chief Scientific Officer

Bryan Zahakaylo  
Analyst

Confident LIMS  
All Rights Reserved  
coa.support@confidentlims.com  
(866) 506-5866  
www.confidentlims.com



ND = Not Detected, NR = Not Reported, LOD = Limit of Detection, LOQ = Limit of Quantitation. This product has been tested by Excelbis Labs LLC using valid testing methodologies and a quality system as required by state law. All LQC samples were performed and met the prescribed acceptance criteria in 16 CCR section 5730, pursuant to 16 CCR section 5726(e)(13). Values reported relate only to the product tested. Excelbis Labs LLC makes no claims as to the efficacy, safety or other risks associated with any detected or non-detected levels of any compounds reported herein. This Certificate shall not be reproduced except in full, without the written approval of Excelbis Labs LLC. This Certificate of Analysis is limited to the sample tested in a batch. This Certificate does not make any representation or warranty for all Products within the tested Batch.



Excelbis Labs  
1920 E Warner Avenue  
Santa Ana, CA 92705

(714) 340-7099  
http://excelbislabs.com  
Lic# C8-0000059-LIC

# Live Resin Watermelon

Sample ID: 2505EXL2231.9698

Strain: Watermelon

Matrix: Ingestible

Type: Soft Chew

Sample Size: ; Batch:

Produced:

Collected: 05/19/2025

Received: 05/20/2025

Completed: 07/31/2025

Batch#:

Client

Between The Lines, LLC

Lic. #

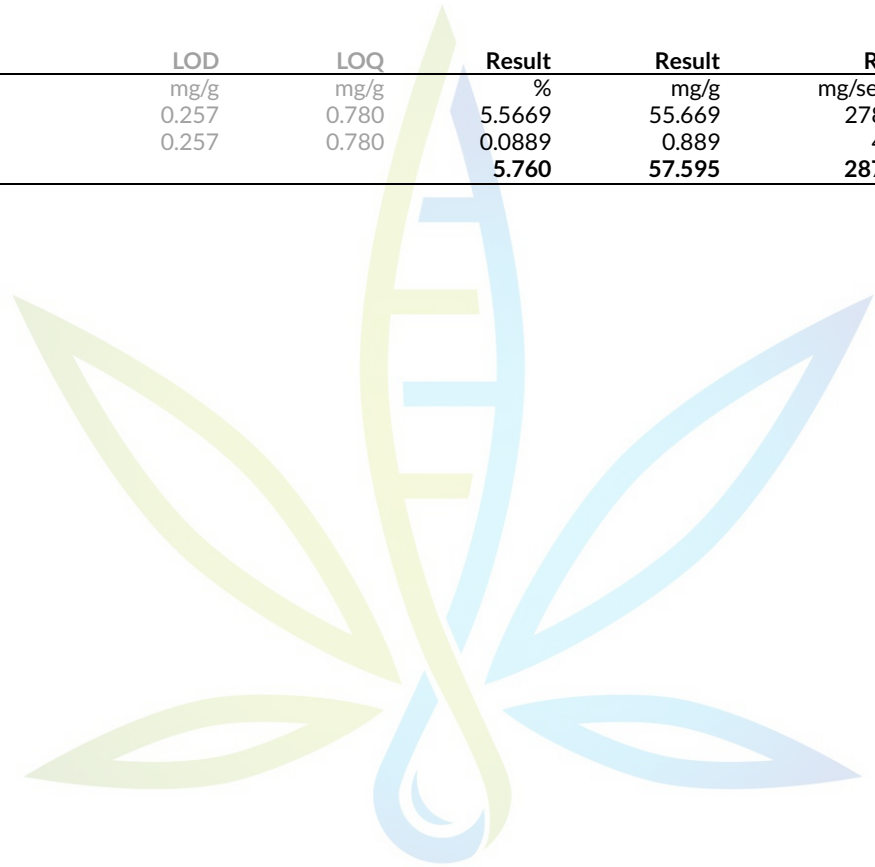
350 Paularino Ave

Costa Mesa, CA 92626

## Cannabinoids

Complete

Analyte	LOD	LOQ	Result	Result	Result	Result
	mg/g	mg/g	%	mg/g	mg/serving	mg/container
HHC	0.257	0.780	5.5669	55.669	278.345	2783.445
HHCp	0.257	0.780	0.0889	0.889	4.443	44.425
<b>Total</b>			<b>5.760</b>	<b>57.595</b>	<b>287.977</b>	<b>2879.770</b>



# EXCELBIS

# LABS

Total THC = THCa \* 0.877 + Δ9-THC + Δ8 THC; Total CBD = CBDa \* 0.877 + CBD; Total CBG = CBGa \* 0.877 + CBG.  
Total Cannabinoids = Total THC + Total CBD + Total CBG + minor cannabinoids.

Cannabinoids: HPLC, SOP-004

Water Activity: Water Activity Meter, SOP-012

Moisture Content: Moisture Analyzer, SOP-011

Foreign Matter: Visual Inspection, SOP-001



Accreditation #128081  
ISO/IEC 17025:2017

*Dr. Jerry White PhD Bryan Zahakaylo*

Jerry White, PhD  
Chief Scientific Officer

Bryan Zahakaylo  
Analyst

Confident LIMS  
All Rights Reserved  
coa.support@confidentlims.com  
(866) 506-5866  
www.confidentlims.com



ND = Not Detected, NR = Not Reported, LOD = Limit of Detection, LOQ = Limit of Quantitation. This product has been tested by Excelbis Labs LLC using valid testing methodologies and a quality system as required by state law. All LQC samples were performed and met the prescribed acceptance criteria in 16 CCR section 5730, pursuant to 16 CCR section 5726(e)(13). Values reported relate only to the product tested. Excelbis Labs LLC makes no claims as to the efficacy, safety or other risks associated with any detected or non-detected levels of any compounds reported herein. This Certificate shall not be reproduced except in full, without the written approval of Excelbis Labs LLC. This Certificate of Analysis is limited to the sample tested in a batch. This Certificate does not make any representation or warranty for all Products within the tested Batch.



Excelbis Labs  
1920 E Warner Avenue  
Santa Ana, CA 92705

(714) 340-7099  
http://excelbislabs.com  
Lic# C8-0000059-LIC

# Live Resin Watermelon

Sample ID: 2505EXL2231.9698

Produced:

Client

Strain: Watermelon

Collected: 05/19/2025

Between The Lines, LLC

Matrix: Ingestible

Received: 05/20/2025

Lic. #

Type: Soft Chew

Completed: 07/31/2025

350 Paularino Ave

Sample Size: ; Batch:

Batch#:

Costa Mesa, CA 92626

## GC Pesticides

Pass

Analyte	LOD	LOQ	Limit	Mass	Status
	µg/g	µg/g	µg/g	µg/g	
Captan	0.231	0.7	0.7	ND	Pass
Chlordane (trans + cis)	0.0116	0.035	0.0116	ND	Pass
Chlorfenapyr	0.0058	0.0175	0.0058	ND	Pass
Cyfluthrin	0.0231	0.07	2	ND	Pass
Cypermethrin	0.0231	0.07	1	ND	Pass
Parathion Methyl	0.0058	0.0175	0.0058	ND	Pass
Pentachloronitrobenzene (Quintozene)	0.0231	0.07	0.1	ND	Pass

## Mycotoxins

Pass

Analytes	LOD	LOQ	Limit	Conc.	Status
	µg/kg	µg/kg	µg/kg	µg/kg	
Aflatoxin B1	1.7000	5.0000		ND	Tested
Aflatoxin B2	1.7000	5.0000		ND	Tested
Aflatoxin G1	1.7000	5.0000		ND	Tested
Aflatoxin G2	1.7000	5.0000		ND	Tested
Ochratoxin A	6.6000	20.0000	20	ND	Pass
Total Aflatoxins			20	ND	Pass

## Microbials

Pass

Analyte	Limit	Detected / Not Detected	Status
	RFU/g	RFU/g	
Shiga toxin-producing E. Coli	0	Not Detected	Pass
Salmonella SPP	0	Not Detected	Pass

## Heavy Metals

Pass

Analyte	LOD	LOQ	Limit	Conc.	Status
	PPM	PPM	PPM	PPM	
Arsenic	0.0150	0.05	0.2	ND	Pass
Cadmium	0.0113	0.05	0.2	ND	Pass
Lead	0.00615	0.05	0.5	ND	Pass
Mercury	0.00126	0.005	0.1	ND	Pass

GCMS Date Tested:  
Pesticides: GC-MS/MS. GCMS Method SOP-006

LCMS Date Tested:  
Mycotoxins Footnote: Mycotoxins: LC-MS/MS, LCMS Method LCP-SOP-001

Microbial Date Tested:  
Microbials Footnote: Microbial: SOP-010

RFU = Relative Fluorescence Units

Heavy Metals Date Tested:  
Heavy Metals: Heavy Metals: ICP-MS, SOP-007



Accreditation #128081  
ISO/IEC 17025:2017

*Dr. Jerry White PhD Bryan Zahakaylo*

Jerry White, PhD  
Chief Scientific Officer

Bryan Zahakaylo  
Analyst

Confident LIMS  
All Rights Reserved  
coa.support@confidentlims.com  
(866) 506-5866  
www.confidentlims.com



ND = Not Detected, NR = Not Reported, LOD = Limit of Detection, LOQ = Limit of Quantitation. This product has been tested by Excelbis Labs LLC using valid testing methodologies and a quality system as required by state law. All LQC samples were performed and met the prescribed acceptance criteria in 16 CCR section 5730, pursuant to 16 CCR section 5726(e)(13). Values reported relate only to the product tested. Excelbis Labs LLC makes no claims as to the efficacy, safety or other risks associated with any detected or non-detected levels of any compounds reported herein. This Certificate shall not be reproduced except in full, without the written approval of Excelbis Labs LLC. This Certificate of Analysis is limited to the sample tested in a batch. This Certificate does not make any representation or warranty for all Products within the tested Batch.



Excelbis Labs  
1920 E Warner Avenue  
Santa Ana, CA 92705

(714) 340-7099  
http://excelbislabs.com  
Lic# C8-0000059-LIC

# Live Resin Watermelon

Sample ID: 2505EXL2231.9698

Strain: Watermelon

Matrix: Ingestible

Type: Soft Chew

Sample Size: ; Batch:

Produced:

Collected: 05/19/2025

Received: 05/20/2025

Completed: 07/31/2025

Batch#:

Client

Between The Lines, LLC

Lic. #

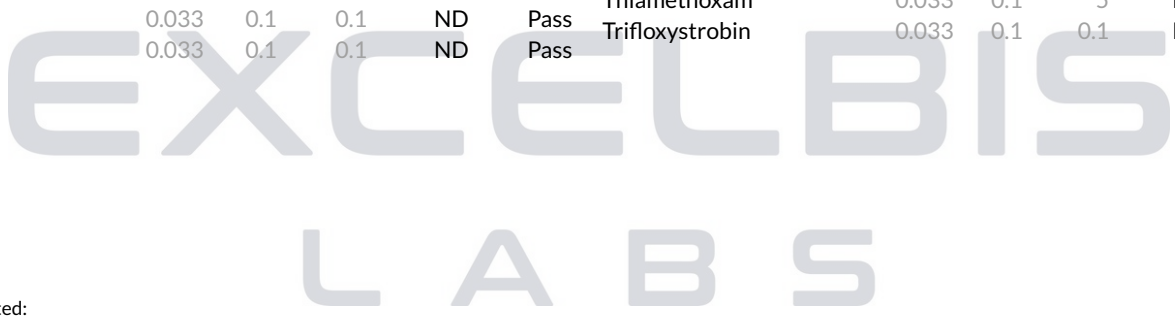
350 Paularino Ave

Costa Mesa, CA 92626

## LC Pesticides

Pass

Analyte	LOD	LOQ	Limit	Result	Status	Analyte	LOD	LOQ	Limit	Result	Status
	µg/g	µg/g	µg/g	µg/g			µg/g	µg/g	µg/g	µg/g	
Abamectin	0.033	0.1	0.1	ND	Pass	Imazalil	0.033	0.1	0.033	ND	Pass
Acephate	0.033	0.1	0.1	ND	Pass	Imidacloprid	0.033	0.1	5	ND	Pass
Acequinocyl	0.033	0.1	0.1	ND	Pass	Kresoxim Methyl	0.033	0.1	0.1	ND	Pass
Acetamiprid	0.033	0.1	0.1	ND	Pass	Malathion	0.033	0.1	0.5	ND	Pass
Aldicarb	0.033	0.1	0.033	ND	Pass	Metalaxyl	0.033	0.1	2	ND	Pass
Azoxystrobin	0.033	0.1	0.1	ND	Pass	Methiocarb	0.033	0.1	0.033	ND	Pass
Bifenazate	0.033	0.1	0.1	ND	Pass	Methomyl	0.033	0.1	1	ND	Pass
Bifenthrin	0.033	0.1	3	ND	Pass	Mevinphos	0.033	0.1	0.033	ND	Pass
Boscalid	0.033	0.1	0.1	ND	Pass	Myclobutanil	0.033	0.1	0.1	ND	Pass
Carbaryl	0.033	0.1	0.5	ND	Pass	Naled	0.033	0.1	0.1	ND	Pass
Carbofuran	0.033	0.1	0.033	ND	Pass	Oxamyl	0.033	0.1	0.5	ND	Pass
Chlorantraniliprole	0.033	0.1	10	ND	Pass	Pacllobutrazol	0.033	0.1	0.033	ND	Pass
Chlorpyrifos	0.033	0.1	0.033	ND	Pass	Permethrin (trans + cis)	0.033	0.1	0.5	ND	Pass
Clofentezine	0.033	0.1	0.1	ND	Pass	Phosmet	0.033	0.1	0.1	ND	Pass
Coumaphos	0.033	0.1	0.033	ND	Pass	Piperonyl Butoxide	0.033	0.1	3	ND	Pass
Daminozide	0.033	0.1	0.033	ND	Pass	Prallethrin	0.033	0.1	0.1	ND	Pass
Diazinon	0.1	0.1	0.1	ND	Pass	Propiconazole	0.033	0.1	0.1	ND	Pass
Dichlorvos	0.033	0.1	0.033	ND	Pass	Propoxur	0.033	0.1	0.033	ND	Pass
Dimethoate	0.033	0.1	0.033	ND	Pass	Pyrethrins (Cinerin + Jasmolin + Pyrethrin)	0.0133	0.04	0.5	ND	Pass
Dimethomorph (I + II)	0.033	0.1	2	ND	Pass	Pyridaben	0.033	0.1	0.1	ND	Pass
Ethoprophos	0.033	0.1	0.033	ND	Pass	Spinetoram (J + L)	0.033	0.1	0.1	ND	Pass
Etofenprox	0.033	0.1	0.033	ND	Pass	Spinosyn (A + D)	0.033	0.1	0.1	ND	Pass
Etoxazole	0.033	0.1	0.1	ND	Pass	Spiromesifen	0.033	0.1	0.1	ND	Pass
Fenhexamid	0.033	0.1	0.1	ND	Pass	Spirotetramat	0.033	0.1	0.1	ND	Pass
Fenoxycarb	0.033	0.1	0.033	ND	Pass	Spiroxamine	0.033	0.1	0.033	ND	Pass
Fenpyroximate	0.033	0.1	0.1	ND	Pass	Tebuconazole	0.033	0.1	0.1	ND	Pass
Fipronil	0.033	0.1	0.033	ND	Pass	Thiacloprid	0.033	0.1	0.033	ND	Pass
Flonicamid	0.033	0.1	0.1	ND	Pass	Thiamethoxam	0.033	0.1	5	ND	Pass
Fludioxonil	0.033	0.1	0.1	ND	Pass	Trifloxystrobin	0.033	0.1	0.1	ND	Pass
Hexythiazox	0.033	0.1	0.1	ND	Pass						



LCMS Date Tested:  
Pesticides: LC-MS/MS. LCMS Method SOP-005



Accreditation #128081  
ISO/IEC 17025:2017

*Dr. Jerry White PhD Bryan Zahakaylo*

Jerry White, PhD  
Chief Scientific Officer

Bryan Zahakaylo  
Analyst

Confident LIMS  
All Rights Reserved  
coa.support@confidentlims.com  
(866) 506-5866  
www.confidentlims.com



ND = Not Detected, NR = Not Reported, LOD = Limit of Detection, LOQ = Limit of Quantitation. This product has been tested by Excelbis Labs LLC using valid testing methodologies and a quality system as required by state law. All LQC samples were performed and met the prescribed acceptance criteria in 16 CCR section 5730, pursuant to 16 CCR section 5726(e)(13). Values reported relate only to the product tested. Excelbis Labs LLC makes no claims as to the efficacy, safety or other risks associated with any detected or non-detected levels of any compounds reported herein. This Certificate shall not be reproduced except in full, without the written approval of Excelbis Labs LLC. This Certificate of Analysis is limited to the sample tested in a batch. This Certificate does not make any representation or warranty for all Products within the tested Batch.



Excelbis Labs  
1920 E Warner Avenue  
Santa Ana, CA 92705

(714) 340-7099  
http://excelbislabs.com  
Lic# C8-0000059-LIC

## Live Resin Watermelon

<b>Sample ID:</b> 2505EXL2231.9698	<b>Produced:</b>	<b>Client</b>
Strain: Watermelon	Collected: 05/19/2025	<b>Between The Lines, LLC</b>
Matrix: Ingestible	Received: 05/20/2025	Lic. #
Type: Soft Chew	Completed: 07/31/2025	350 Paularino Ave
Sample Size: ; Batch:	Batch#:	Costa Mesa, CA 92626

## Residual Solvents

Pass

Analyte	LOD	LOQ	Limit	Conc.	Status
	µg/g	µg/g	µg/g	µg/g	
Acetone	15.4688	46.875	5000	ND	Pass
Acetonitrile	15.4688	46.875	410	ND	Pass
Benzene	0.1547	0.4688	1	ND	Pass
Butane	15.4688	46.875	5000	ND	Pass
Chloroform	0.1547	0.4688	1	ND	Pass
1, 2-Dichloroethane	0.1547	0.4688	1	ND	Pass
Ethanol	15.4688	46.875	5000	ND	Pass
Ethyl Acetate	15.4688	46.875	5000	ND	Pass
Ethyl Ether	15.4688	46.875	5000	ND	Pass
Ethylene Oxide	0.1547	0.4688	1	ND	Pass
Heptane	15.4688	46.875	5000	ND	Pass
Hexane	15.4688	46.875	290	ND	Pass
Isopropyl Alcohol	15.4688	46.875	5000	ND	Pass
Methanol	15.4688	46.875	3000	ND	Pass
Methylene Chloride	0.1547	0.4688	1	ND	Pass
Pentane	15.4688	46.875	5000	ND	Pass
Propane	15.4688	46.875	5000	ND	Pass
Toluene	15.4688	46.875	890	ND	Pass
Total Xylenes (o, m, p)	46.4063	140.625	2170	ND	Pass
Trichloroethylene	0.1547	0.4688	1	ND	Pass



Date Tested:  
Residual Solvents: HS-GC-MS RS Method SOP-009



*Dr. Jerry White PhD Bryan Zahakaylo*

Jerry White, PhD  
Chief Scientific Officer

Bryan Zahakaylo  
Analyst

Confident LIMS  
All Rights Reserved  
coa.support@confidentlims.com  
(866) 506-5866  
www.confidentlims.com



ND = Not Detected, NR = Not Reported, LOD = Limit of Detection, LOQ = Limit of Quantitation. This product has been tested by Excelbis Labs LLC using valid testing methodologies and a quality system as required by state law. All LQC samples were performed and met the prescribed acceptance criteria in 16 CCR section 5730, pursuant to 16 CCR section 5726(e)(13). Values reported relate only to the product tested. Excelbis Labs LLC makes no claims as to the efficacy, safety or other risks associated with any detected or non-detected levels of any compounds reported herein. This Certificate shall not be reproduced except in full, without the written approval of Excelbis Labs LLC. This Certificate of Analysis is limited to the sample tested in a batch. This Certificate does not make any representation or warranty for all Products within the tested Batch.